

We now supply the excellent Hettich hinge to use with our K2200 bifold system

Fitting is similar to the old K2300 hinge, just with a change of a few mm in hole positions plus built-in offset of pivot to simplify fitting for easy door closing

Fitting details below

(source = http://web2.hettich.com/hbh/addon/en/TA_2016_01/bk_273.pdf)

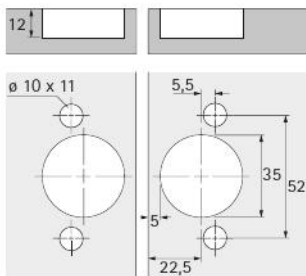
Centre hinge with adjustable offset pivot



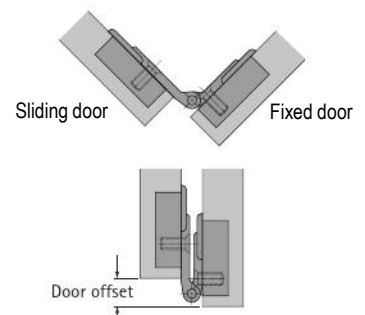
- ▶ Centre hinge for folding doors
- ▶ For door thicknesses from 15 mm
- ▶ Same drilling pattern for door and side element, both elements are mounted separately
- ▶ The reveal can be infinitely adjusted from minimum reveal to + 4 mm, application is always flush
- ▶ Gradual adjustment of the pivot offset with 0 mm, 3 mm and 6 mm
- ▶ Zinc die-cast nickel plated

Kethy ordering code: **K2300 10 H**

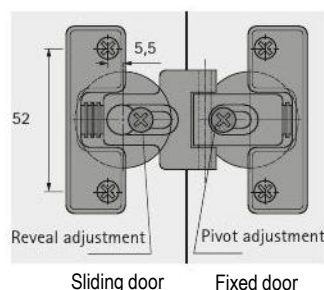
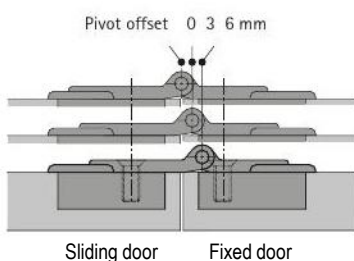
Drilling pattern for screwing on / for pressing in



Door offset



Pivot offset



Pivot offset mm	Door offset mm
0	0
3	6
6	12

Example for reveal = 3 mm